

Community Engagement- Results Report

Council Plan and Municipal Public Health and Wellbeing Plan

City of Darebin

Prepared By:

Don Sharples
28 May 2021

Background

City of Darebin have employed a range of engagement techniques and activities for the Council Plan and Municipal Public Health and Wellbeing Plan to draw feedback from the widest range of residents and people who work in the municipality

The following is a synthesis of these methods drawing high level conclusions on respondent views

- All 'engagement' methods accounted for around 476 respondents
 - Not all participants across these engagement methods were asked the exact same questions, but responses have been incorporated as possible
- The annual survey of residents also accounted for another 742

Participation Analysis

City of Darebin have employed a wide range of techniques and activities to ask the community about issues regarding: council priorities, health and wellbeing and spending priorities.

These techniques engaged a broad range of the community with good representation across:

Characteristic	Description
Age groups	All age groups are well represented except 25-34yr olds who are under-represented
Locations around the municipality	Good geographic spread covering all parts of the council area
Gender	Good representation of binary genders and those identifying a range of sexual orientations
Languages other than English	Around half of participants nominated that they speak a language other than English at home
Those identifying as having a disability	People with disabilities have been very well covered relative to the census
Those identifying as Indigenous Australians	Representation is good relative to the census
Those with different relationships to the municipality (e.g. workers, residents and business owners)	There is a good spread of residents, workers, business owners and students

Charts are found in Appendix A.

Not all participants were happy to provide their full details, so they have been reported as a proportion of those who were prepared to answer the questions.

Engagement Activity	Number of participants/ people engaged	Targeted group	Demographic information
Businesses engagement	101	Businesses	Middle age business owners and workers, some who live in Darebin.
Bundoora targeted engagement	51	NE Darebin	20-44 year olds who live in Bundoora, Kingsbury and McLeod
Children and Youth Forum	40	Youth	Mostly under 15 (82%) who live and study in Darebin
Italian seniors	34 16 14	Kingsbury Thornbury Community Health	Over 65 group who lives in Reservoir, Kingsbury, Bundoora, Thornbury – Italian heritage
Newlands primary school	31	Youth	Most did not provide an age, but we presume they are under 12
Greek seniors	34	Greek	Over 65s from Thornbury and Northcote
Youth groups	28	Youth	A range of young people from Council's weekly programs
Vietnamese seniors	16	Vietnamese	Over 65s from Preston
Arabic language group	16	Arabic speakers	35-75yr olds from Reservoir & Preston
Somali group	12	Somali	16-24year olds from northern parts of Darebin
Indian seniors	10	Indian	Over 65yr old group with Indian heritage who mostly visit Darebin
Nepalese group	9	Nepalese	Wide range of ages who both live in and visit Darebin
Spanish Group	6	Spanish speakers	Younger Spanish speakers who visit Darebin
All abilities group	6	Disability	Those identifying as having a disability, and their carers, who live and work in Darebin
Northcote seniors	5	Elderly	Over 65s who live in Darebin
Macedonian seniors	5	Macedonian	Over 65s who live in and visit Darebin
Youth Jury	10	Youth	Under 24yrs who live and study in Darebin (across 2 sessions)
Citizen Jury	11	Representative body	Adult residents of Darebin selected to deliberate on the Council Vision
Annual survey of Darebin residents	742	Representative group	Broad spread of participants selected to be representative of the broader Darebin population

Engagement Results

Strategic objectives

All of Council’s strategic objective are also supported by engagement respondents. All have support of at least 91% of respondents.

Regarding strategic objectives, regardless of the objective, both survey and engagement respondents strongly support all objectives.

There are no objectives that are significantly more or less supported than others.

Charts for results are in Appendix B

Investment priorities

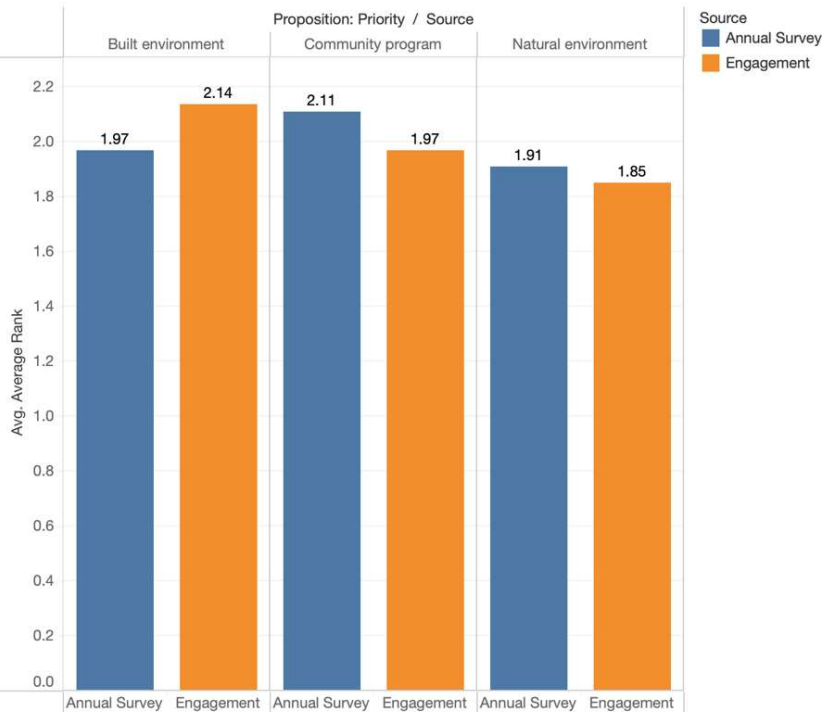
Council asked respondents to rank the importance of three major areas for investment. The lower the average score to the right, the higher the rank (1 = top priority).

Natural environment was consistently the highest priority while built environment and community programs are more important to some more than others.

When it comes to prioritising built environment, community programs and natural environment findings include:

- All respondents rated Natural environment highest
- Survey respondents were more likely to rate community programs last
- Engagement respondents were more likely to rate built environment last

Priority Av Ranks



Charts for results are in Appendix C

‘Health and Wellbeing’ concerns

Council asked respondents to score out of ten their level of concern for a range of health and wellbeing issues.

Family violence, community safety and discrimination were the top three.

Regarding health and wellbeing concerns, regardless of the issue, both survey and engagement respondents showed concern for all propositions.

Food security was the only issue that engagement respondents showed significantly **less** concern about relative to other issues.

Charts for results are in Appendix D

On a scale of 0 (not at all concerned) to 10 (very concerned), how concerned are you with the following health and wellbeing issues? (Av..

5. Family violence and violence against women	8.29
5. Community safety	8.18
5. Racism/ discrimination and poverty	8.11
5. Climate change	7.62
5. Homelessness	7.48
5. Unemployment	7.06
5. Loneliness and social isolation	6.89
5. Harm associated with gambling	6.73
5. Running out of or having insufficient food	6.37

‘Health Risk’ concerns

Council asked respondents to score out of ten their level of concern for a range of health risks.

Mental health was a clear standout.

Climate change, COVID and access to services follow as those grouped closely as 2-4.

Regarding health risk concerns, regardless of the issue, both survey and engagement respondents showed concern for all propositions – **except 2**.

Engagement respondents are significantly less concerned than survey respondents about:

- Smoking (only 39% concerned)
- Bowel cancer screening (only 49% concerned)

Charts for results are in Appendix E

On a scale of 0 (not at all concerned) to 10 (very concerned), how concerned are you with the following health risks? (Avg Score)

6. Mental health	8.315
6. Climate impacts	7.431
6. Covid impacts	7.425
6. Lack of access to appropriate services/ support	7.268
6. Physical inactivity	6.781
6. Risky alcohol consumption	6.233
6. Rates of bowel cancer screening for those aged 50-74 years	5.873
6. Smoking rates	5.411

Recommendations

Taken in the aggregate, there is some very clear feedback from the public which Council can use to prioritise efforts over the coming council planning period and beyond.

Take away messages from the public are as follows:

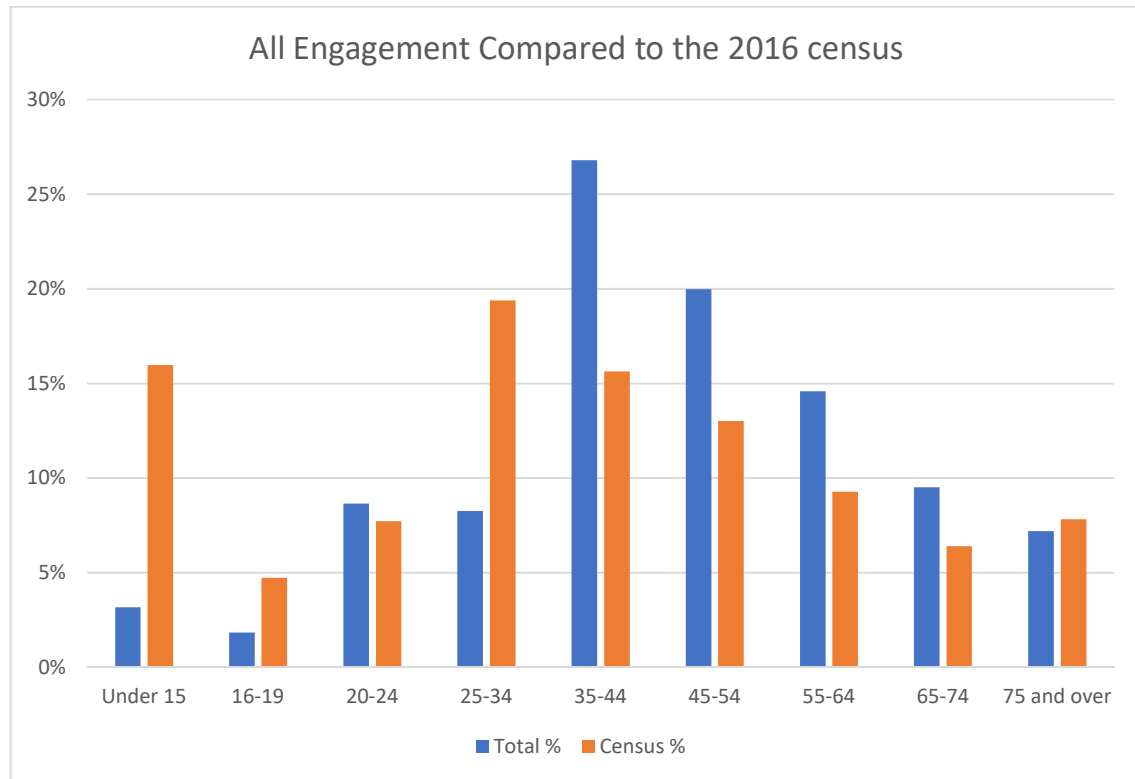
1. There is strong support for the Council's vision and for the broad strategic objectives it has proposed
2. Respondents are concerned about a broad range of issues and there is not a lot of difference between what priority they set for each one – in a sense ALL of the issues discussed in this engagement are of interest to 'someone'
3. The 'environment' is a clear matter of interest to participants in this feedback
4. With regard to health there is relatively more concern for:
 - Mental health
 - Family violence
 - Community safety
 - Discrimination and racism
 - As well as the health impacts from climate change

This feedback is very consistent with feedback received in a range of recent consultations regarding the Community Vision . It could now be useful for the Council to consider the issues of interest "identified" and any further engagement could focus on more detailed consultation on how to create lasting change in the interest areas discussed.

Appendix A: Participation

Notes:

Many of the younger participants (<15years) did not officially register their age in the feedback.

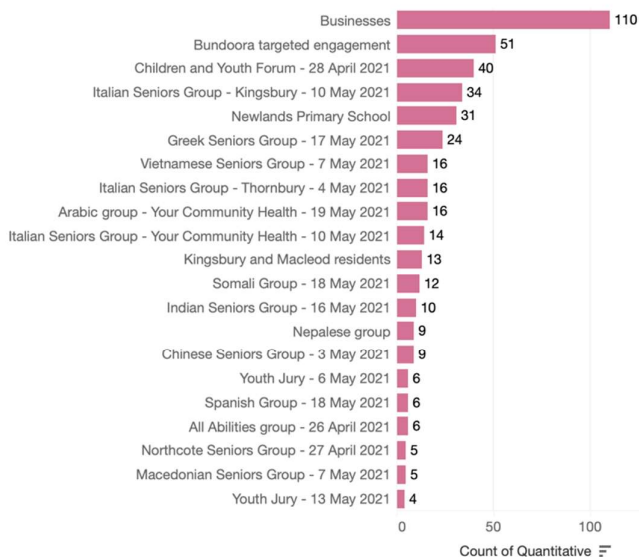


“Engagement” participants only.

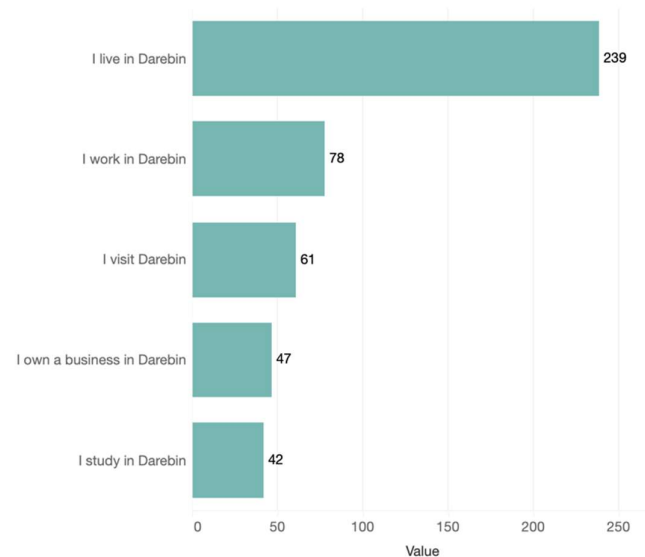
Relationship

Participants:
437

Engagement Session



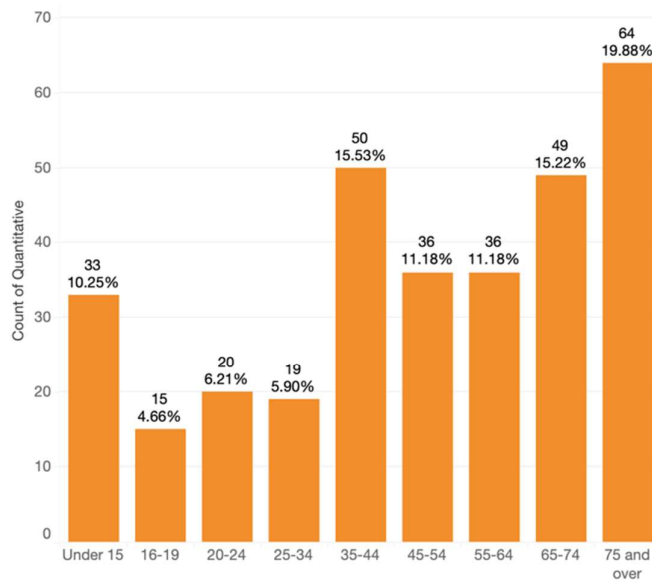
Relationship with Darebin



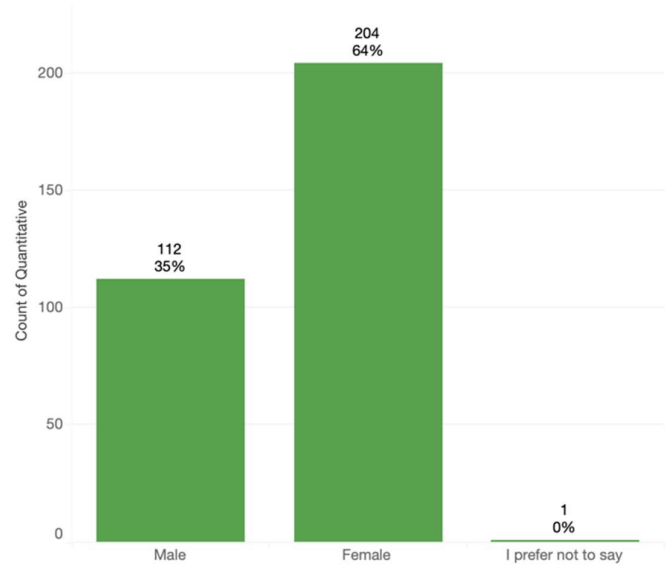
Demographic

Participants:
437

Age group

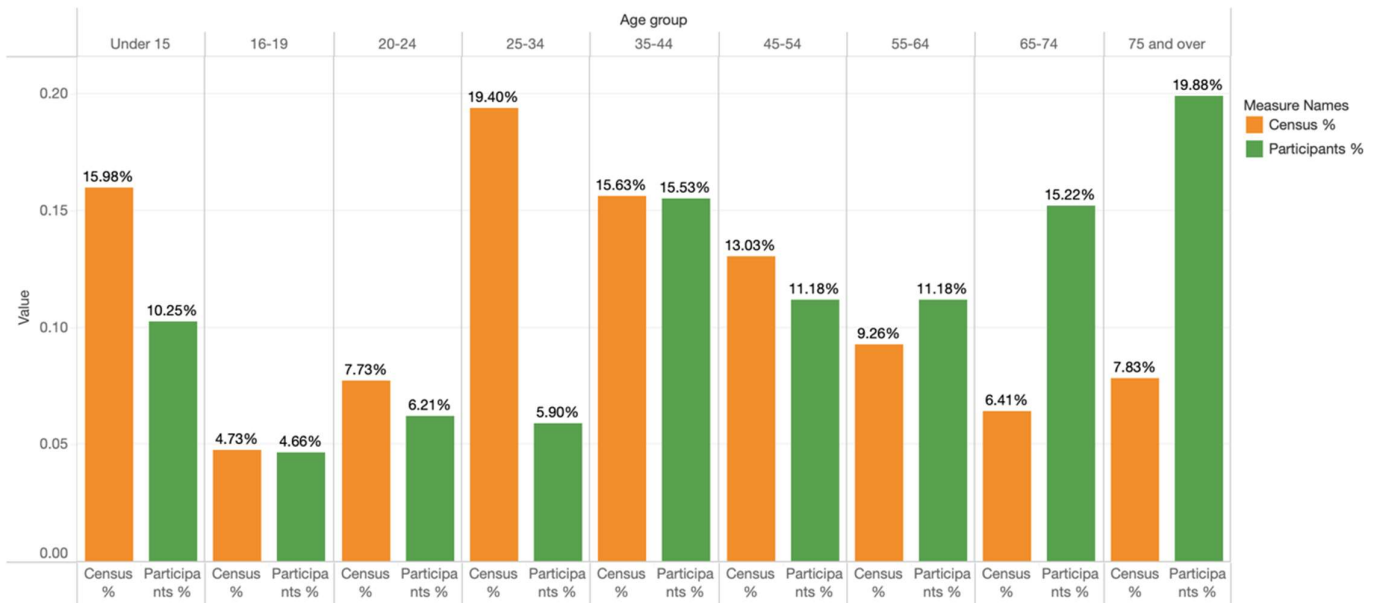


Gender



Age group comparison

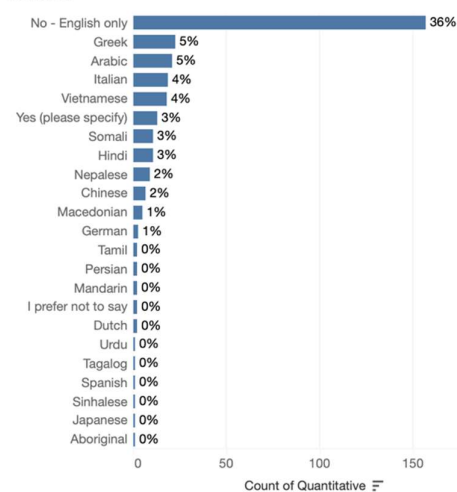
Comparison



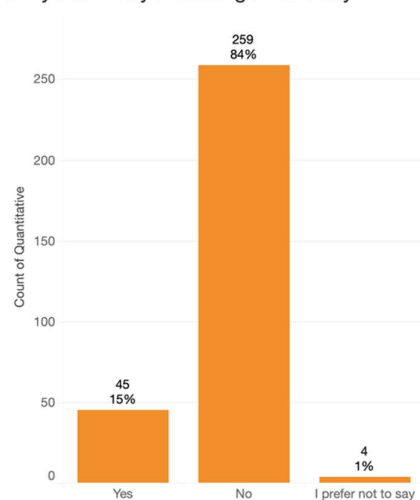
Basic Information

Participants:
437

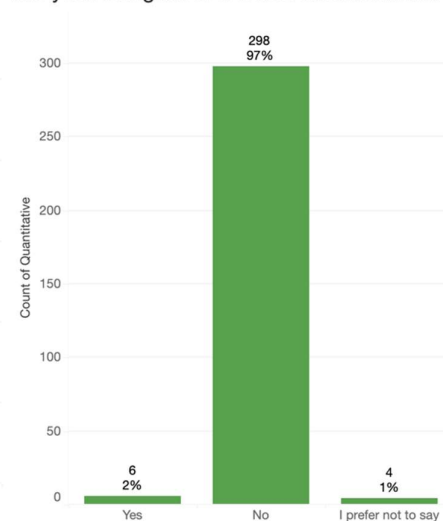
Do you speak a language other than English at home?



Do you identify as having a disability?



Are you Aboriginal or a Torres Strait Islander?

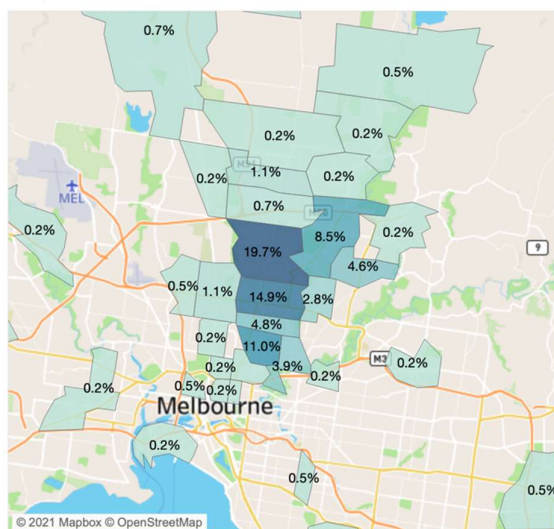


Location

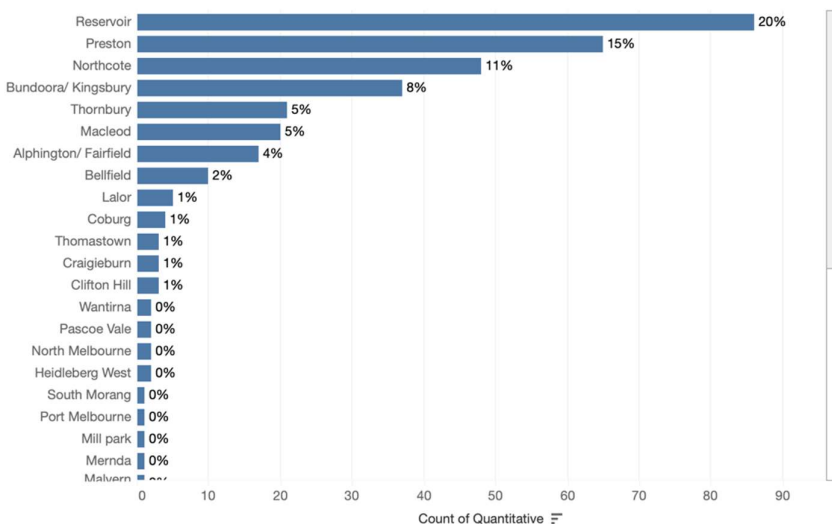
Participants:
437

Map : Postcode

Count 1 83

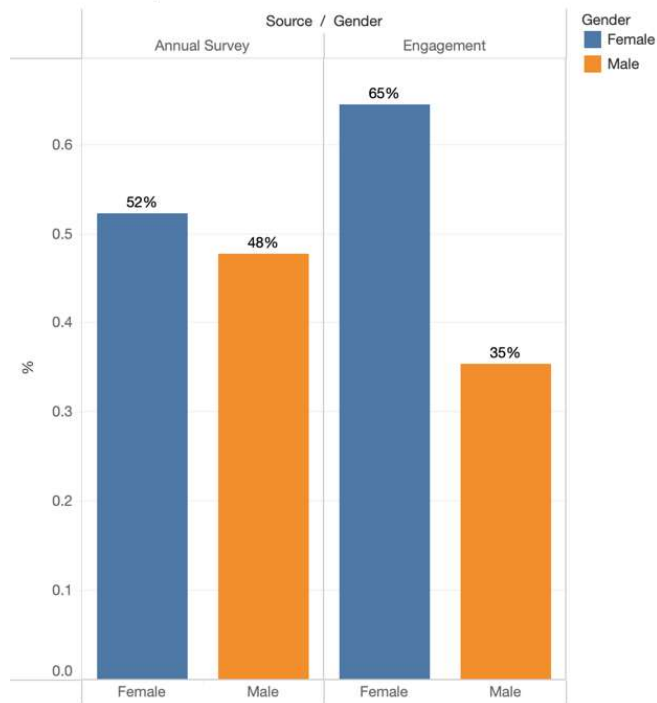


Suburbs

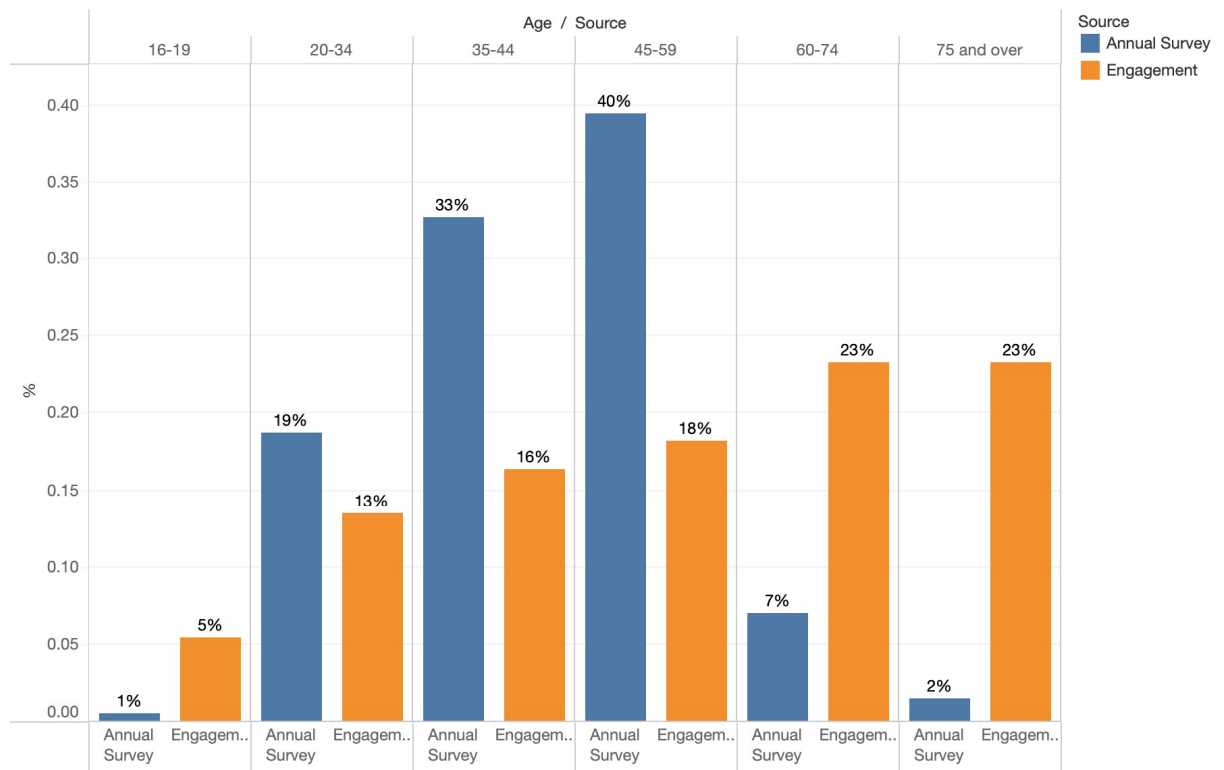


Comparison between Annual Survey participants and 'engagement' participants:

Gender Comp.



Age Comp.



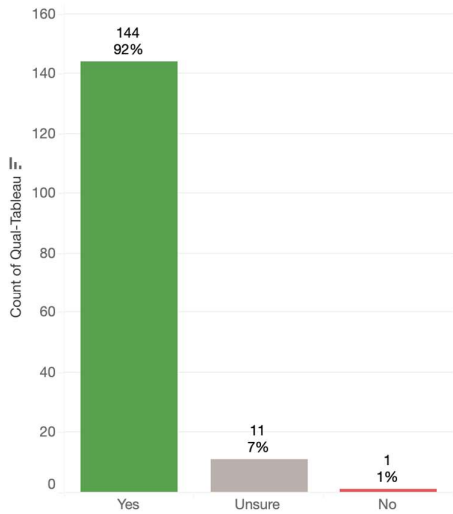
Appendix B: Strategic objectives

Council has established the following strategic objectives for the next four years. Do you support these objectives?

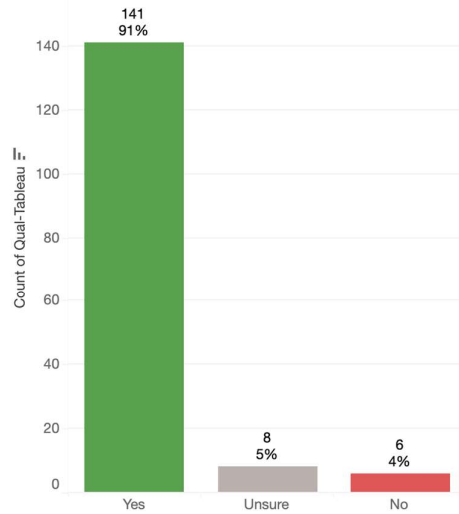
Participants:

231

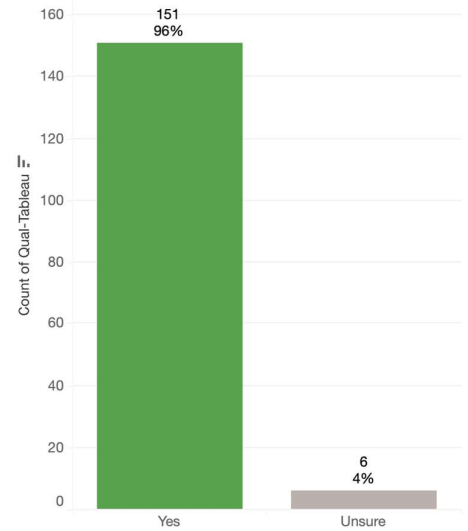
3. Develop partnerships and ensure inclusiveness and equity to celebrate diverse needs and aspirations of our community, and foster social cohesion, connection and community harmony



3. Prioritise and respect the voices and aspirations of Traditional Owners and Aboriginal and Torres Strait Islander communities



3. Design, invest and deliver equitable, accessible and safe infrastructure, public spaces and services

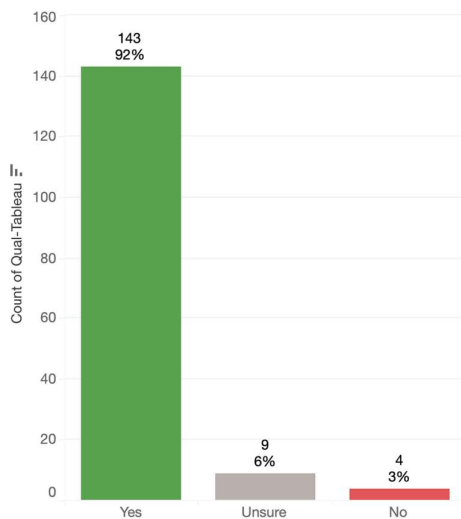


Council has established the following strategic objectives for the next four years. Do you support these objectives?

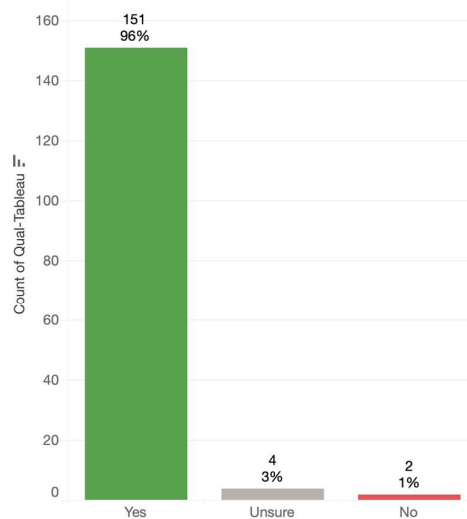
Participants:

231

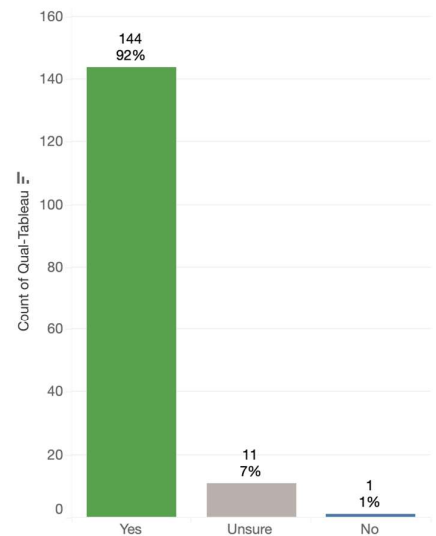
3. Facilitate more affordable, social and public housing to meet community needs and support people experiencing homelessness



3. Work towards a discrimination and systemic racism free Darebin and reduce the impact of poverty and disadvantage



3. Adapt to climate change and build resilience of infrastructure, built environment and community

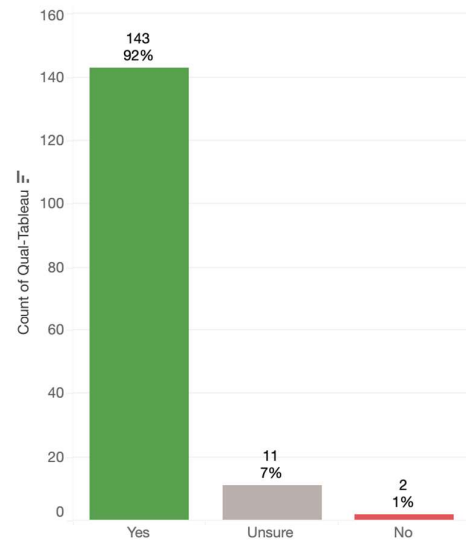


Council has established the following strategic objectives for the next four years. Do you support these objectives?

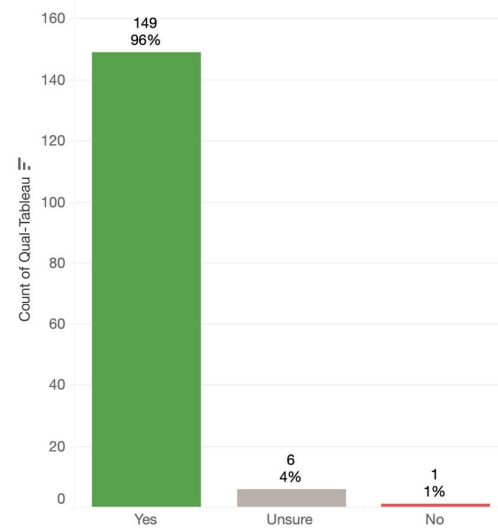
Participants:

231

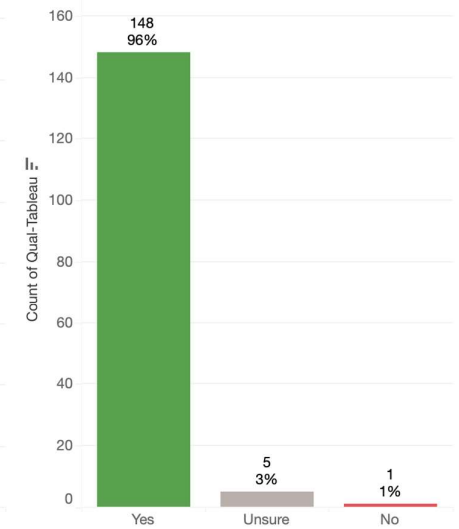
3. Achieve greater canopy cover, drive significant improvements in water quality and biodiversity, and reduce waste and stimulate local circular economy



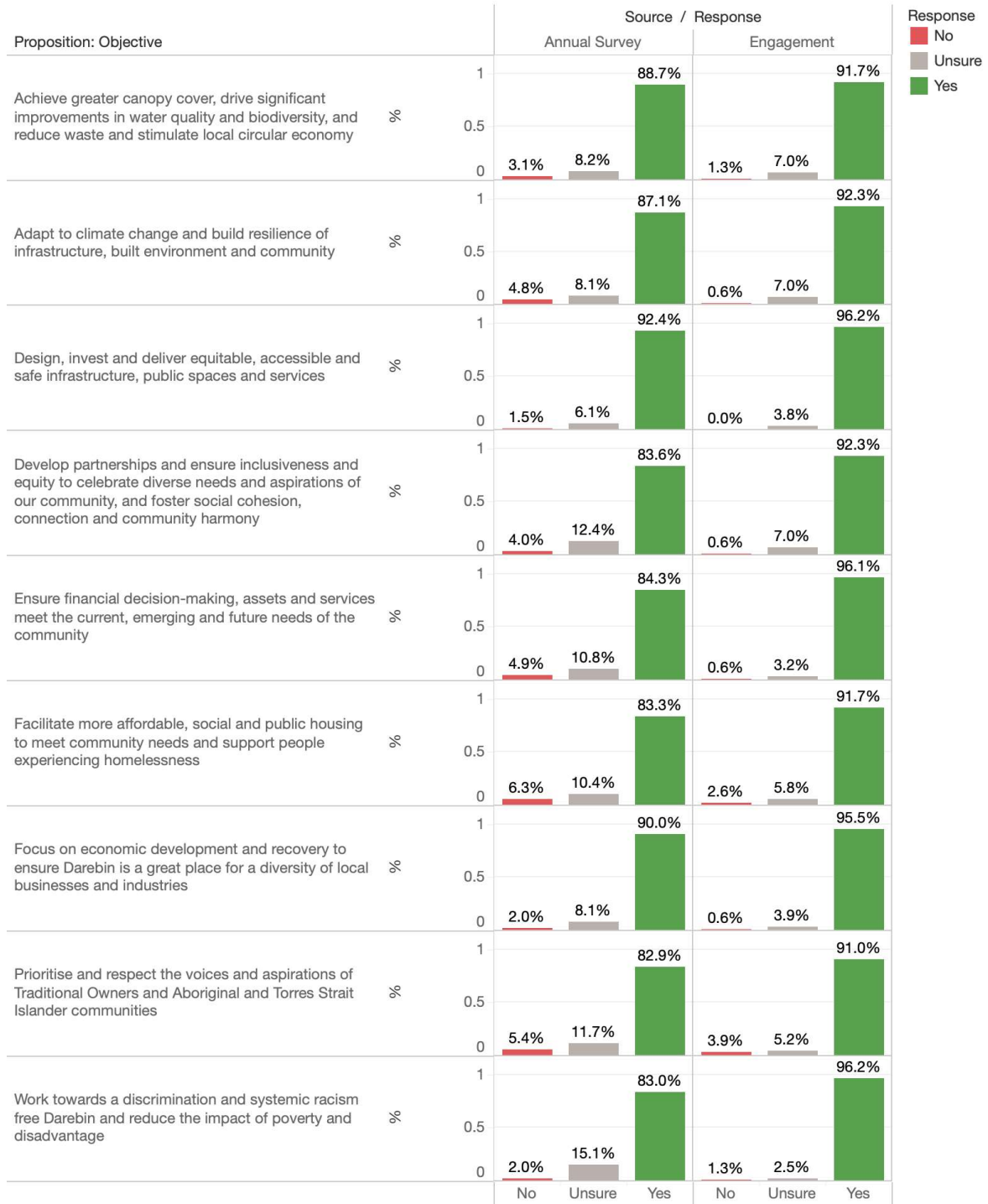
3. Focus on economic development and recovery to ensure Darebin is a great place for a diversity of local businesses and industries



3. Ensure financial decision-making, assets and services meet the current, emerging and future needs of the community



Objective Comp.



Appendix C: Investment priorities

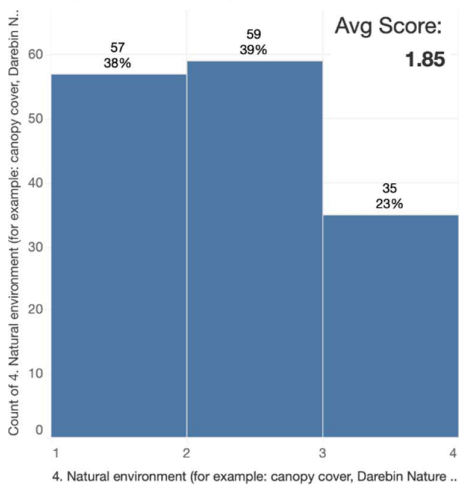
How would you prioritise the following investments that Council is committed to in the next four years? (Please rank by order of preference starting from 1 as most preferred to 3 as least preferred) (Avg Score)

4. Natural environment	1.85
4. Community program	1.97
4. Built environment	2.14

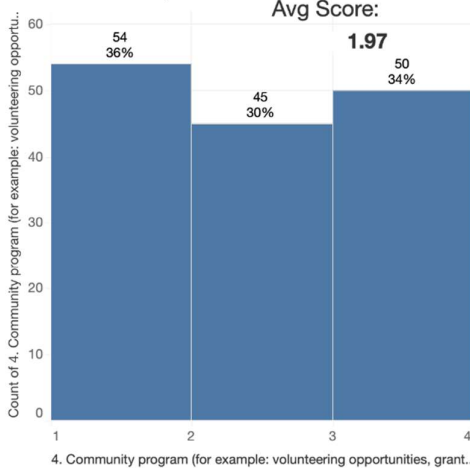
How would you prioritise the following investments that Council is committed to in the next four years? (Please rank by order of preference starting from 1 as most preferred to 3 as least preferred)

Participants: 231

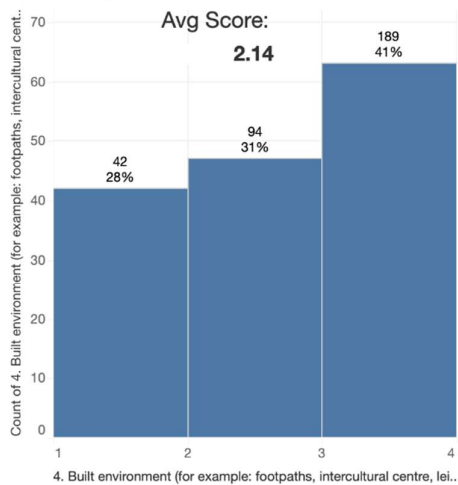
4. Natural environment (for example: canopy cover, Darebin Nature Plan, Edwardes Park Lake)



4. Community program (for example: volunteering opportunities, grants programs and support for diverse, multicultural and vulnerable communities)



4. Built environment (for example: footpaths, intercultural centre, leisure centres)

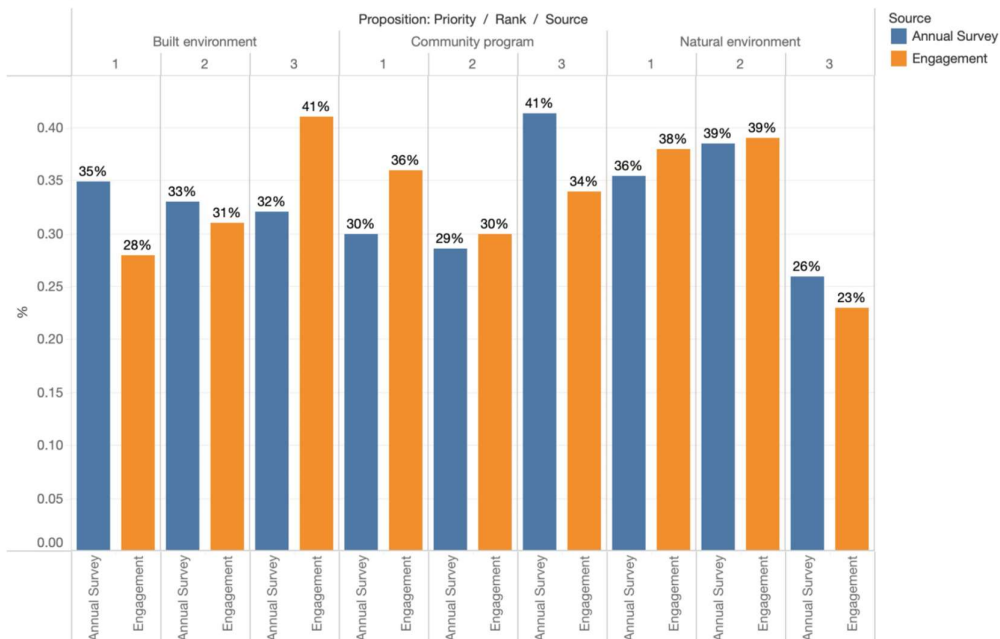


Results – Engagement & Annual Survey

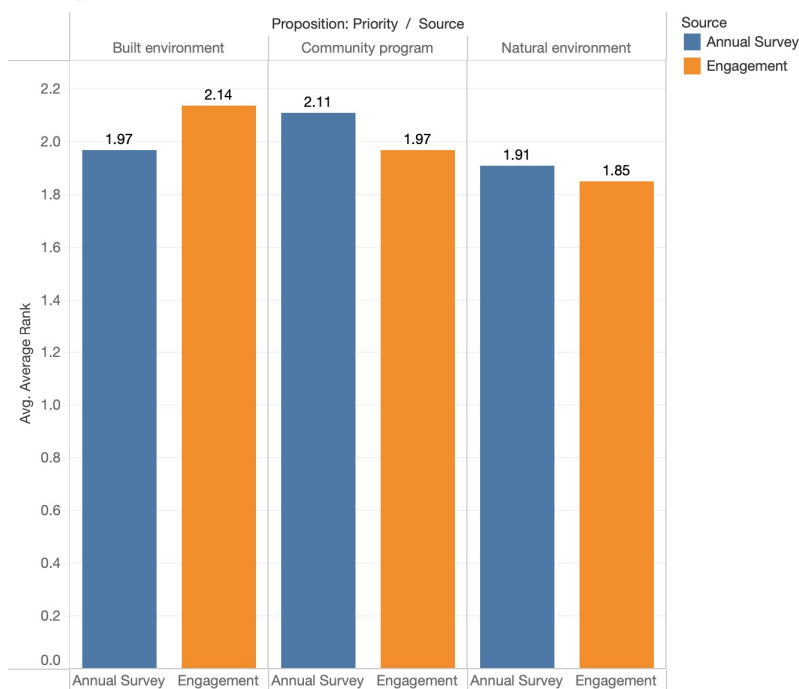
When it comes to prioritising built environment, community programs and natural environment findings include:

- All respondents rated Natural environment highest
- Survey respondents were more likely to rate community programs last
- Engagement respondents were more likely to rate built environment last

Priority Comp.



Priority Av Ranks



On a scale of 0 (not at all concerned) to 10 (very concerned), how concerned are you with the following health and wellbeing issues? (Av..

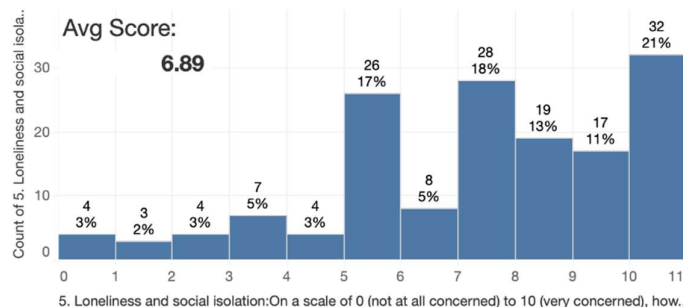
5. Family violence and violence against women	8.29
5. Community safety	8.18
5. Racism/ discrimination and poverty	8.11
5. Climate change	7.62
5. Homelessness	7.48
5. Unemployment	7.06
5. Loneliness and social isolation	6.89
5. Harm associated with gambling	6.73
5. Running out of or having insufficient food	6.37

On a scale of 0 (not at all concerned) to 10 (very concerned), how concerned are you with the following health and wellbeing issues?

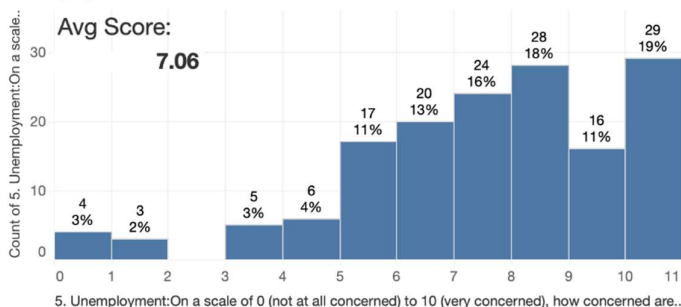
Participants:

231

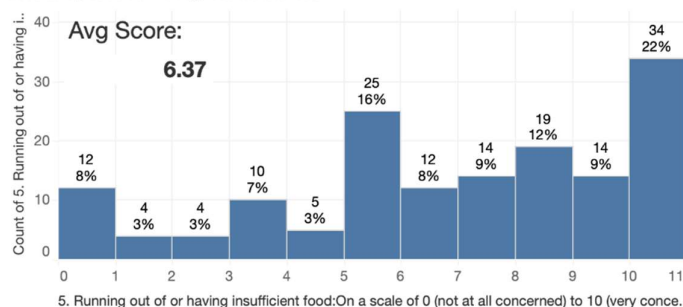
5. Loneliness and social isolation



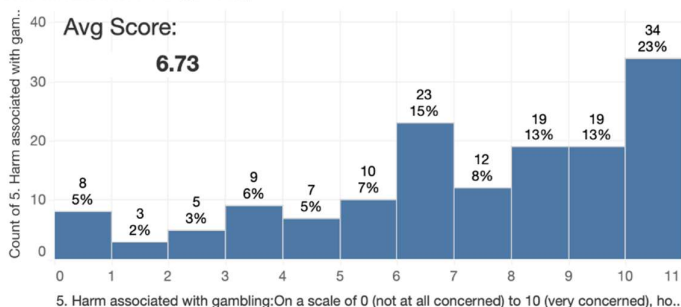
5. Unemployment



5. Running out of or having insufficient food



5. Harm associated with gambling

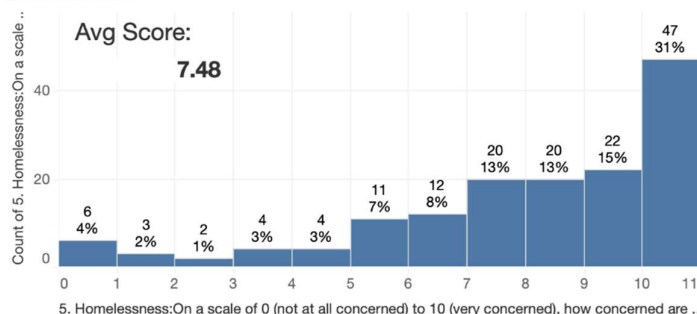


On a scale of 0 (not at all concerned) to 10 (very concerned), how concerned are you with the following health and wellbeing issues?

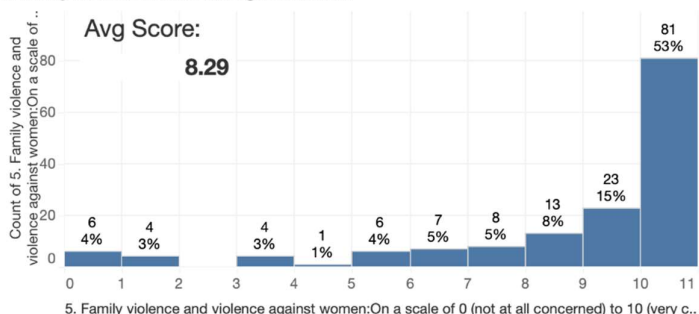
Participants:

231

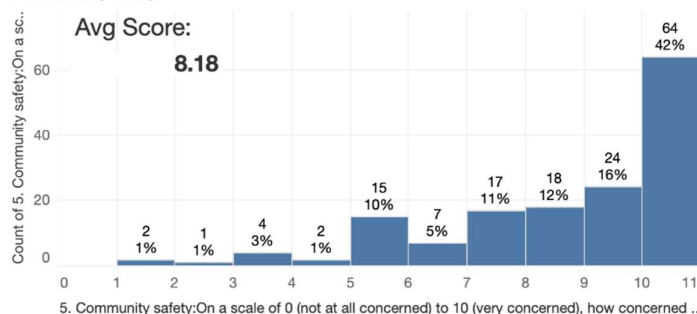
5. Homelessness



5. Family violence and violence against women



5. Community safety

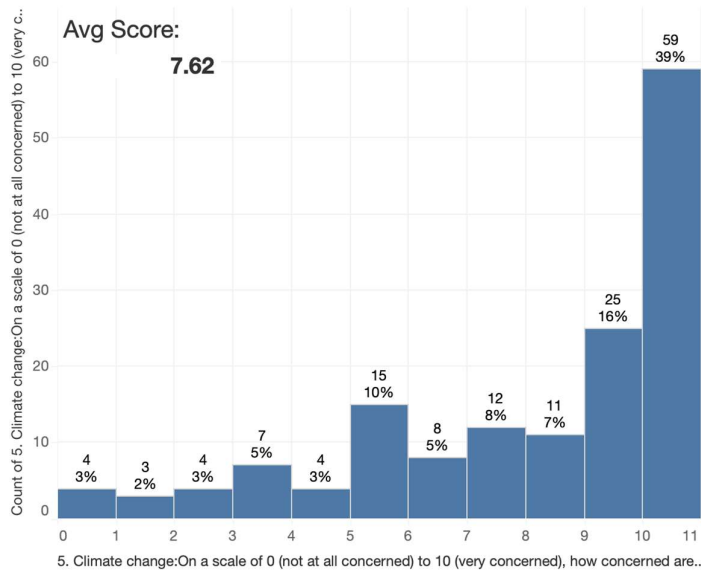


On a scale of 0 (not at all concerned) to 10 (very concerned), how concerned are you with the following health and wellbeing issues?

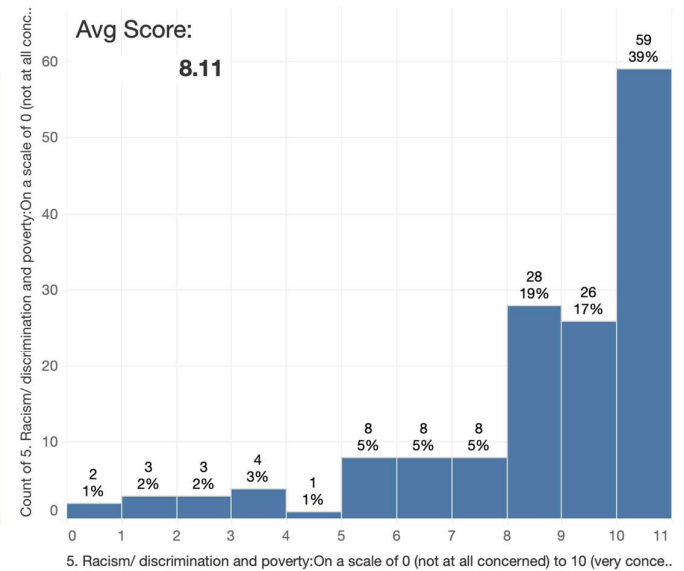
Participants:

231

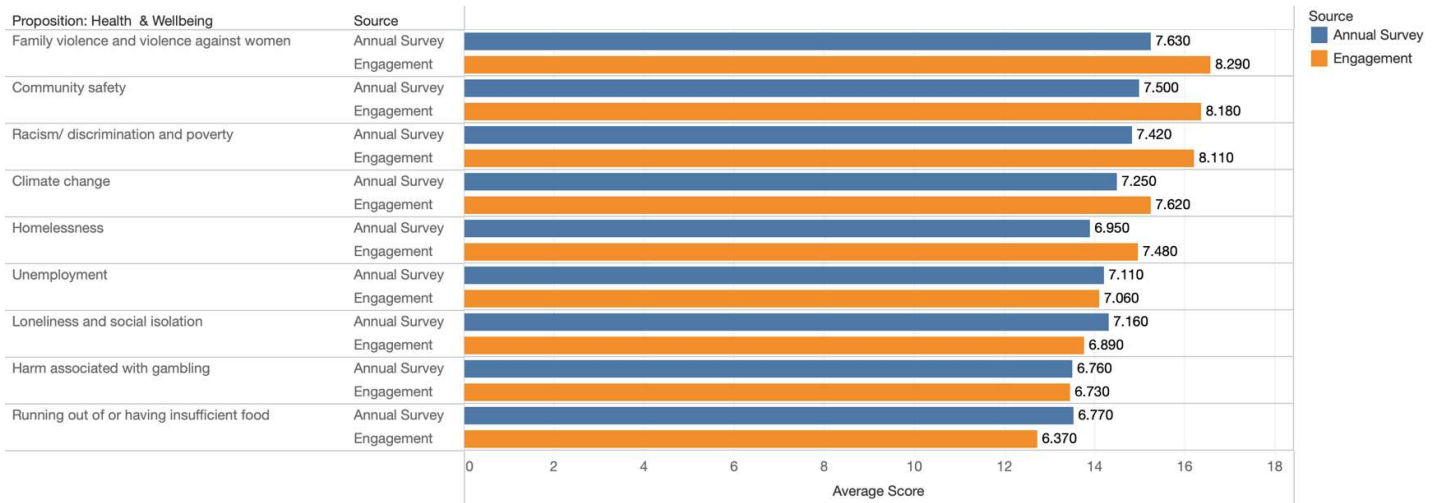
5. Climate change



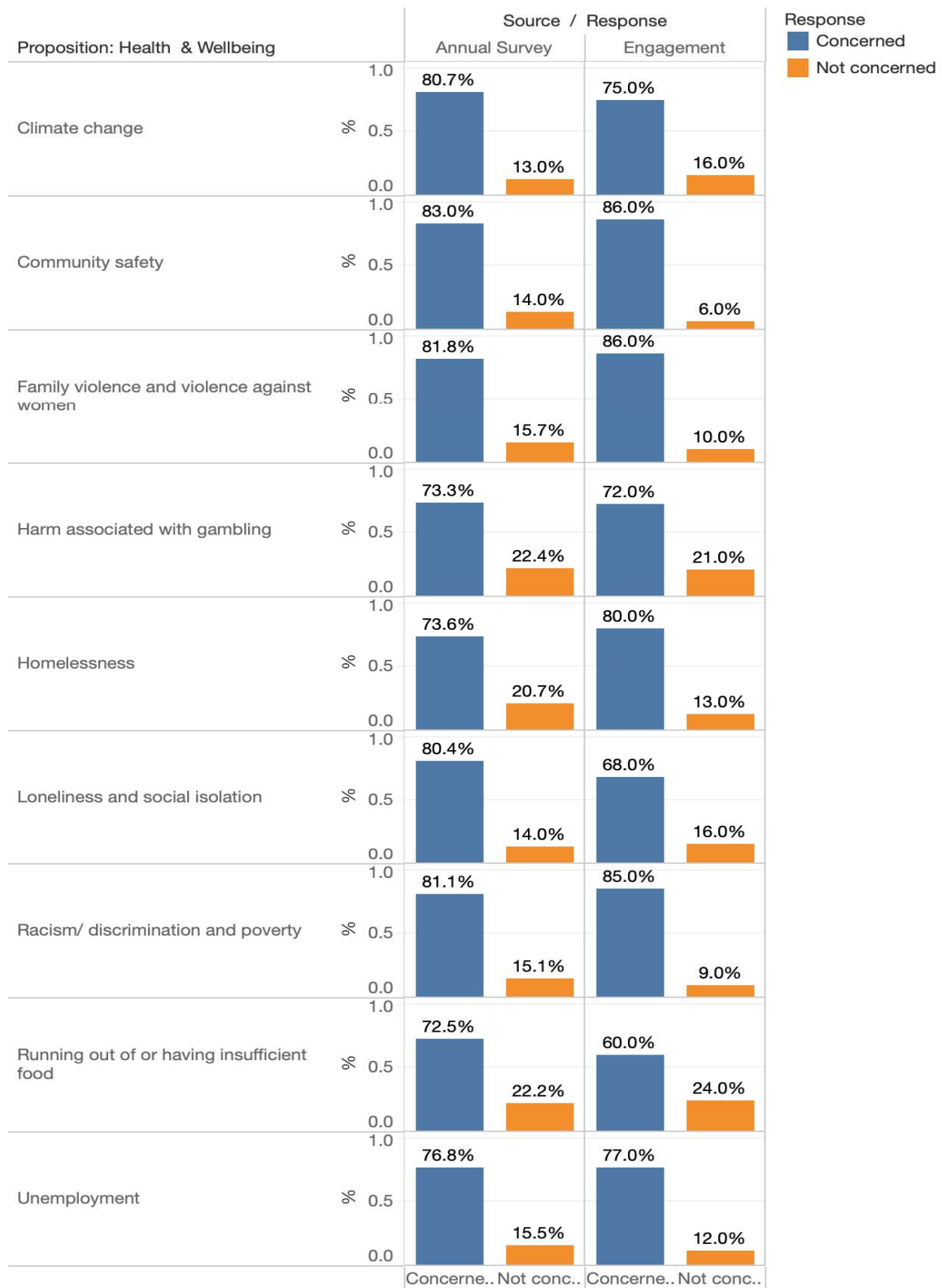
5. Racism/ discrimination and poverty



Health & Wellbeing Av Scores Comp.



Heath Comp.



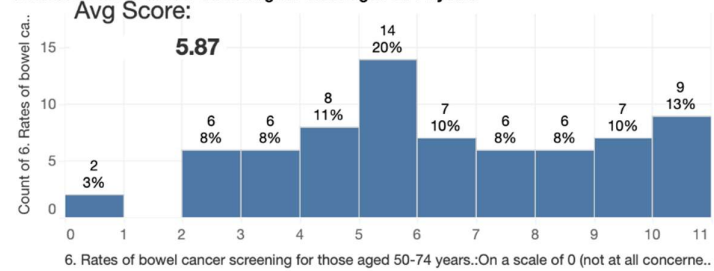
On a scale of 0 (not at all concerned) to 10 (very concerned), how concerned are you with the following health risks? (Avg Score)

6. Mental health	8.315
6. Climate impacts	7.431
6. Covid impacts	7.425
6. Lack of access to appropriate services/ support	7.268
6. Physical inactivity	6.781
6. Risky alcohol consumption	6.233
6. Rates of bowel cancer screening for those aged 50-74 years	5.873
6. Smoking rates	5.411

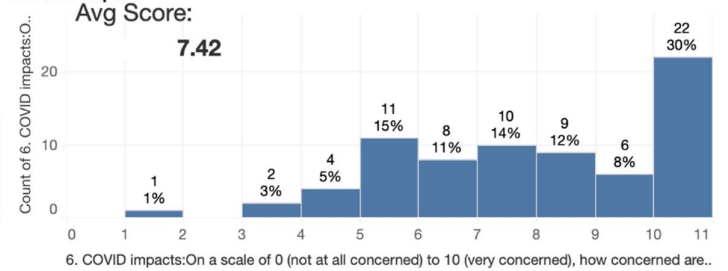
On a scale of 0 (not at all concerned) to 10 (very concerned), how concerned are you with the following health risks?

Participants: 110

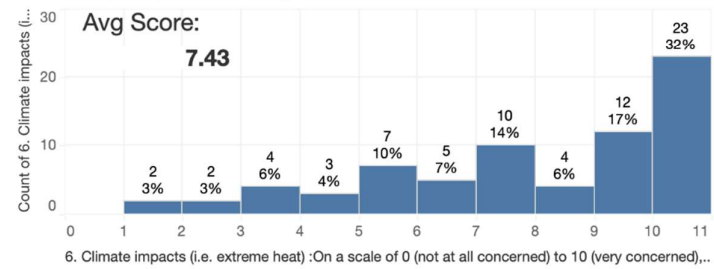
6. Rates of bowel cancer screening for those aged 50-74 years



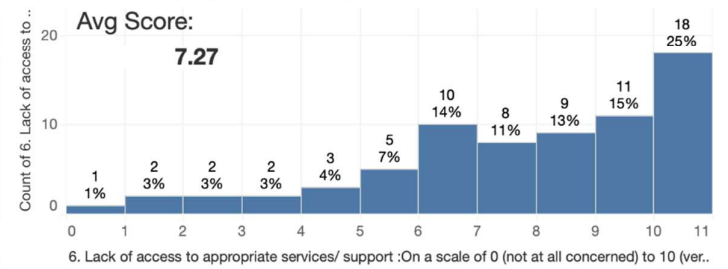
6. COVID impacts



6. Climate impacts (i.e. extreme heat)



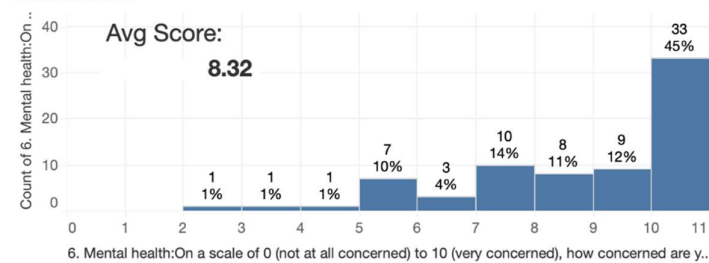
6. Lack of access to appropriate services/ support



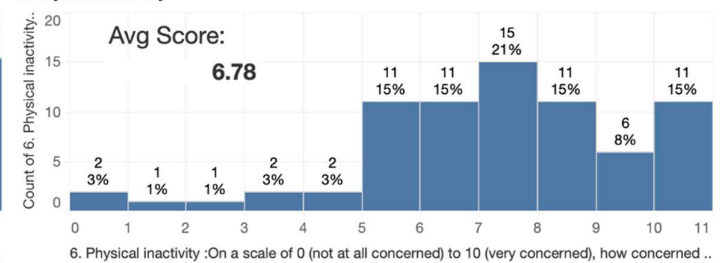
On a scale of 0 (not at all concerned) to 10 (very concerned), how concerned are you with the following health risks?

Participants: 110

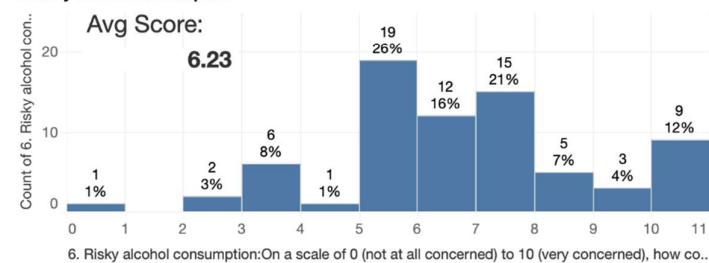
6. Mental health



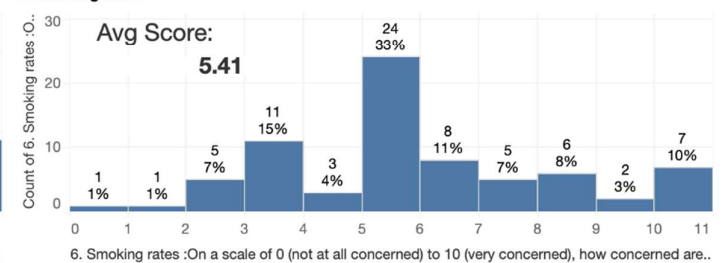
6. Physical inactivity



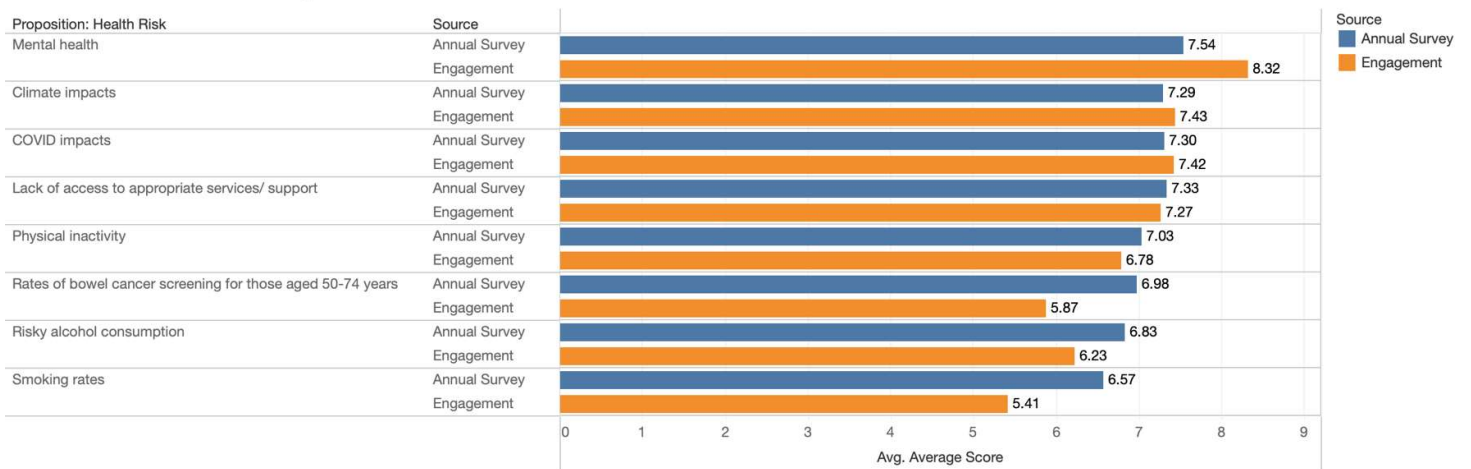
6. Risky alcohol consumption



6. Smoking rates



Health Risk Av Scores Comp



Health Risk Comp.

